

**Common to all Mini-Fit® Families**

- Headers and receptacles designed with individual silos to protect and isolate each contact
- Locking pegs or screw mount flanges available to hold headers to PCB during soldering
- Receptacles polarized to headers and plug housings to prevent mis-mating
- Available in tin and gold-plated versions
- High normal force contact design ideal for high vibration applications

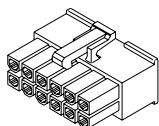
**Specifications**

- Voltage: 600V
- Max Current: Mini-Fit Plus HCS – 13.0A  
Brass – 9.0A  
Phosphor Bronze – 8.0A
- Mating Cycles: Mini-Fit, Jr. – Tin 30 cycles  
Mini-Fit Plus HCS – Tin 75 cycles, Gold 100 cycles
- UL, CSA and TUV Approved
- RoHS Compliant

**Custom Options**

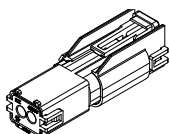
- Make First, Break Last (MFBL) contacts
- Longer tail lengths for thicker PCBs
- Voided circuits

**Features and Benefits**



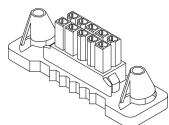
**Mini-Fit Jr.™**

- Positive locking system prevents accidental unmating
- Single and dual row versions
- Vertical and right angle header options



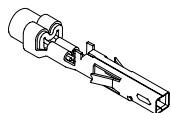
**Mini-Fit H20™**

- An IP67-rated system ensures a water and dust-tight interconnection
- Receptacle and plug assemblies will be shipped pre-assembled with matte and perimeter seals installed means less handling required, resulting in lower applied costs during the cable assembly operation
- Positive locking system ensures the connectors are securely mated and prevents accidental un-mating
- Connectors are molded from UV stabilized materials making system suitable for use in outdoor applications



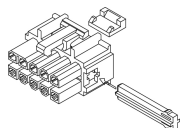
**Mini-Fit BMI™ (Blind-Mating Interface)**

- Headers and plugs have flanges to “capture” mating connector
- Blind mating design accommodates mating connector misalignment of 1.27mm (.050”) in any direction
- Headers are available in vertical and right angle through hole versions, and a vertical compliant pin version
- Uses existing Mini-Fit crimp terminals



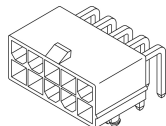
**Mini-Fit Plus HCS™ (High Current System)**

- Plus HCS terminals are for use with standard Mini-Fit plug and receptacles
- Manufactured from a higher current capable alloy to increase current rating
- Female terminals feature an elongated mating interface providing more wipe and contact area
- Uses existing Mini-Fit crimp terminal tooling



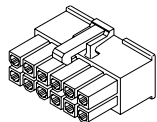
**Mini-Fit TPA™ (Terminal Position Assurance)**

- Positive locking system prevents accidental unmating
- TPA key assures terminals are fully seated in plugs and receptacles
- TPA key prevents unwanted terminal backouts
- Accepts standard Mini-Fit crimp terminals
- Optional plug panel mounting ears



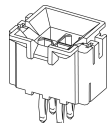
**Mini-Fit RTC™ (Reflow Temperature Capable)**

- Headers are made from LCP material which can withstand lead free reflow temperatures to 265°C
- Vertical and right angle options
- Mate with standard Mini-Fit receptacles



**Mini-Fit® Glow Wire Capable**

- Third party certified to IEC 60335-1
- Headers, receptacles and plugs are available
- Over 800 Glow Wire capable part numbers available



**Mini-Fit CPI™ (Compliant Pin Interface)**

- Press-fit pin requires no soldering
- Blind-mating capabilities
- Molex press tooling is available

## SPECIFICATIONS

	Maximum Current	Wire Range	Circuits: Single Row	Circuits: Dual Row	Configuration	Female Terminal	Male Terminal	Receptacle	Plug	Single Row Vertical Header	Dual Row Vertical Header	Single Row Right Angle Header	Dual Row Right Angle Header	PCB Receptacle
Mini-Fit Jr.™	9.0A	16 AWG 18-24 AWG 22-28 AWG	3 - 5	2 - 24	Wire-to-Board Wire-to-Wire	5556	5558	5557	5559	5566	5566	5569	5569	N/A
Mini-Fit Plus HCS™	13.0A	16 AWG 18-20 AWG	3 - 5	2 - 12	Wire-to-Board Wire-to-Wire Board-to-Board	45750	46012	5557	5559	46014	46015 / 46011	5569	5569	46010
Mini-Fit BMI™	13.0A*	16 AWG 18-24 AWG 22-28 AWG	3 - 5	2 - 24	Wire-to-Board Wire-to-Wire Board-to-Board	5556 / 45750	5558 / 46012	42474 / 44516	42475	71231	42440 / 46011	N/A	42404 / 43810	42385 / 46010
Mini-Fit TPA™	13.0A*	16 AWG 18-24 AWG 22-28 AWG	N / A	2 - 10, 16	Wire-to-Board Wire-to-Wire	5556 / 45750	5558 / 46012	30067	30068	N/A	30069	N/A	30070	N/A
Mini-Fit RTC™	13.0A*	16 AWG 18-24 AWG 22-28 AWG	N / A	2 - 12, 24	Wire-to-Board	5556 / 45750	5558 / 46012	5557	5559	N/A	46207	N/A	46991	N/A
Mini-Fit CPI™	7.0A	16 AWG 18-24 AWG 22-28 AWG	N / A	4,6,10,14,18,24	Wire-to-Board Board-to-Board	5556 / 45750	5558 / 46012	5557	5559	N/A	44068 / 43879	N/A	N/A	42385
Mini-Fit Glow Wire Capable	13.0A*	16 AWG 18-24 AWG 22-28 AWG	3 - 5	2 - 24	Wire-to-Board Wire-to-Wire	5556	5558	5557	5559	5566	5566	5569	5569	N/A
Mini-Fit H20™	9.0A	18-20 AWG	2	N/A	Wire-to-Wire	46055	46056	46064	46065	N/A				

## CURRENT RATING BY CIRCUIT SIZE AND WIRE GAUGE

### Mini-Fit Plus HCS Terminals - 45750 / 46012 Series, Copper Alloy

Wire Gauge	Current				
	2 - 3 Circuits	4-6 Circuits	8 - 12 Circuits	14 - 18 Circuits	20 - 24 Circuits
16 AWG	13.0A	12.0A	10.5A	10.0A	9.5A
18 AWG	11.0A	10.0A	8.0A	8.0A	8.0A
20 AWG	9.5A	8.0A	7.5A	7.0A	7.0A

### Mini-Fit Terminals - 5556 Series, Brass

Wire Gauge	Current			
	2 - 3 Circuits	4-6 Circuits	7 - 10 Circuits	12 - 24 Circuits
16 AWG	9.0A	8.0A	7.0A	6.0A
18 AWG	9.0A	8.0A	7.0A	6.0A
20 AWG	7.0A	6.0A	5.0A	5.0A
22 AWG	5.0A	4.0A	4.0A	4.0A
24 AWG	4.0A	3.0A	3.0A	3.0A
26 AWG	3.0A	2.0A	2.0A	2.0A
28 AWG	2.0A	1.0A	1.0A	1.0A

### Mini-Fit Terminals - 5556 Series, Phosphor Bronze

Wire Gauge	Current			
	2 - 3 Circuits	4-6 Circuits	7 - 10 Circuits	12 - 24 Circuits
16 AWG	8.0A	7.0A	6.0A	5.0A
18 AWG	8.0A	7.0A	6.0A	5.0A
20 AWG	6.0A	5.0A	4.0A	4.0A
22 AWG	4.0A	3.0A	3.0A	3.0A
24 AWG	3.0A	2.0A	2.0A	2.0A
26 AWG	2.0A	1.0A	1.0A	1.0A
28 AWG	1.0A	1.0A	1.0A	1.0A

[www.molex.com/product/minifit.html](http://www.molex.com/product/minifit.html)